
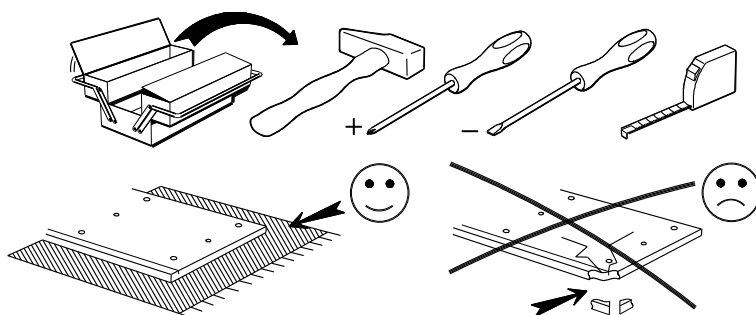
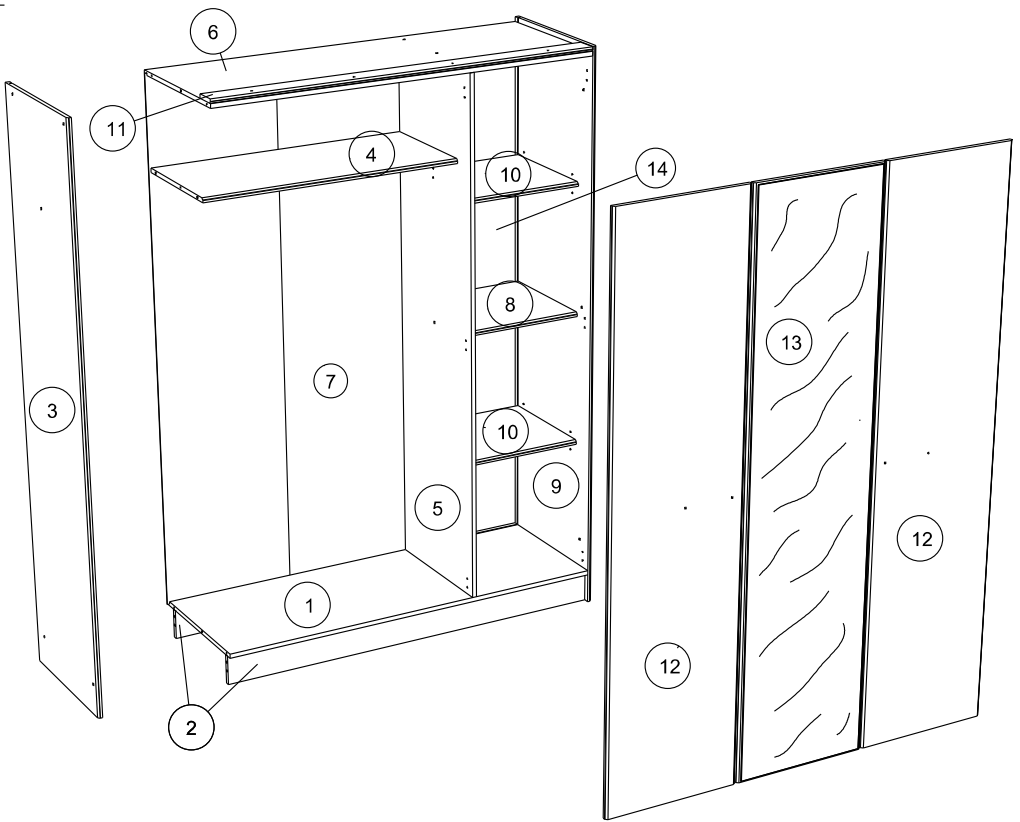
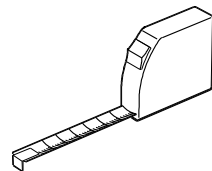


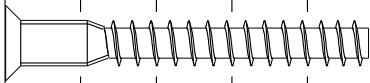
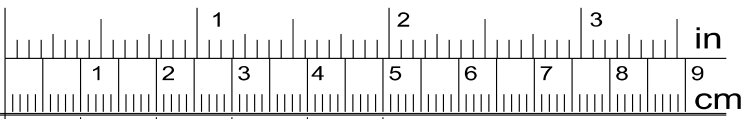
Caractéristiques produit :
Structure en panneau de particules
revêtu papier décor imitation Noyer Silver
Miroir en verre argenté sur porte centrale
1/3 lingère 2/3 penderie
Poignées en ABS finition chrome mat
A monter soi-même





			mm			inch		
8	x	1	443	398	15	17 7/16	15 11/16	9/16
10	x	2	443	398	15	17 7/16	15 11/16	9/16
4	x	1	902	398	15	35 1/2	15 11/16	9/16
11	x	1	1360	76	15	53 9/16	3	9/16
2	x	2	1360	102	15	53 9/16	4	9/16
6	x	1	1360	501	15	53 9/16	19 3/4	9/16
1	x	1	1360	502	15	53 9/16	19 3/4	9/16
5	x	1	1818	482	15	71 9/16	19	9/16
12	x	2	1856	454	15	73 1/16	17 7/8	9/16
13	x	1	1856	454	15	73 1/16	17 7/8	9/16
3	x	1	1967	502	15	77 7/16	19 3/4	9/16
9	x	1	1967	502	15	77 7/16	19 3/4	9/16
14	x	1	1834	458	3	72 3/16	18 1/16	1/8
7	x	1	1834	918	3	72 3/16	36 1/8	1/8






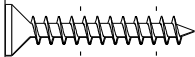
HW x 14



WA x 10



ADM x 24



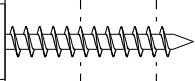
VJ x 13



EP x 5



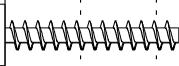
FA x 5



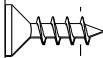
XN x 4



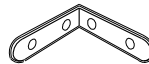
HV x 1



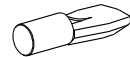
ANE x 4



VG x 18



LN x 4



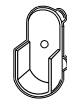
BWD x 8



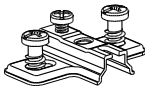
ANK x 10



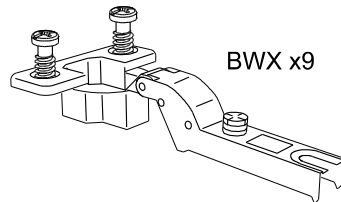
DC x 1




GZ x 2



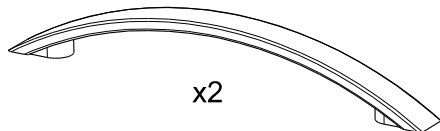
BWU x 9



BWX x 9

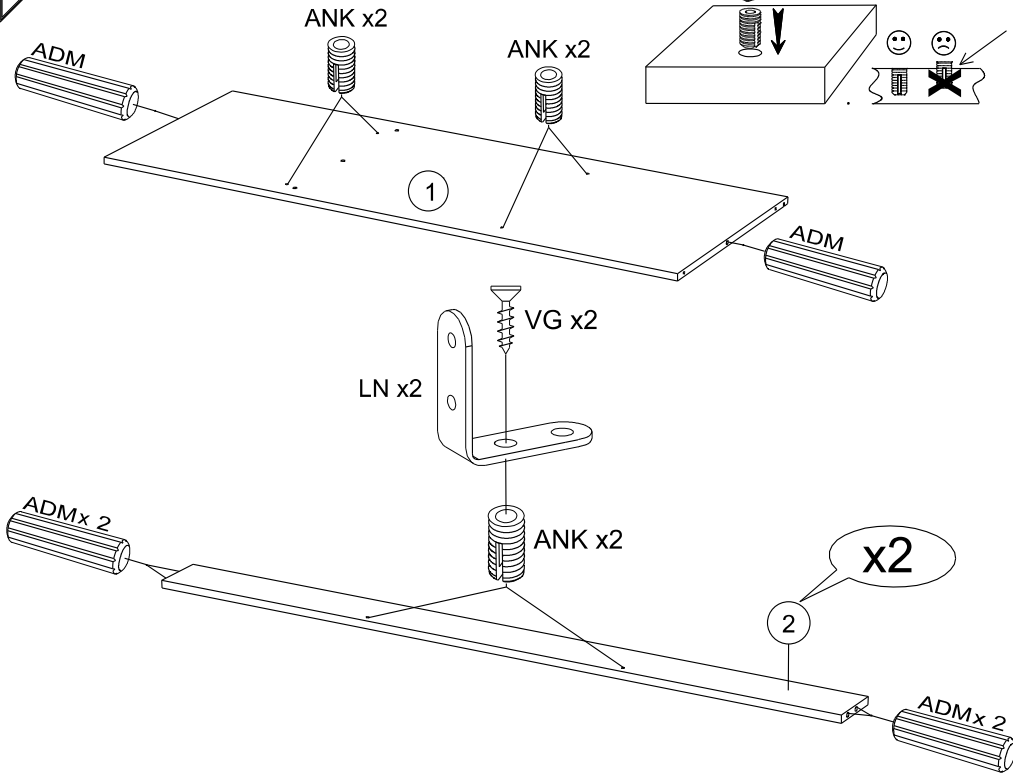


BLM x 1

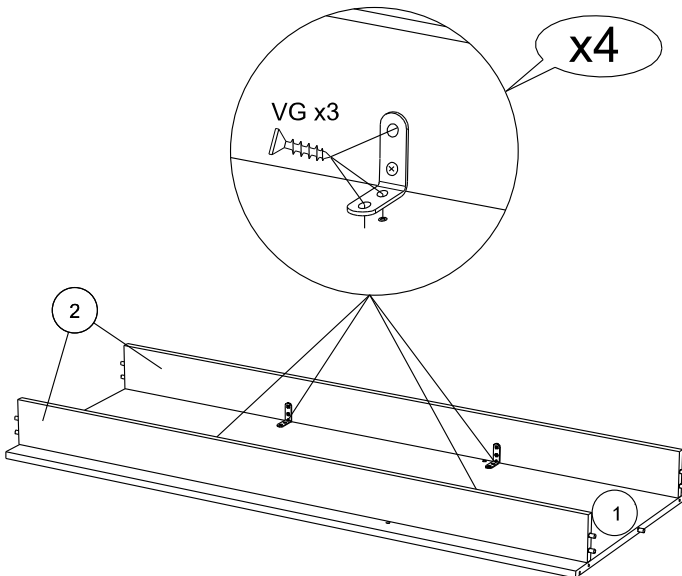


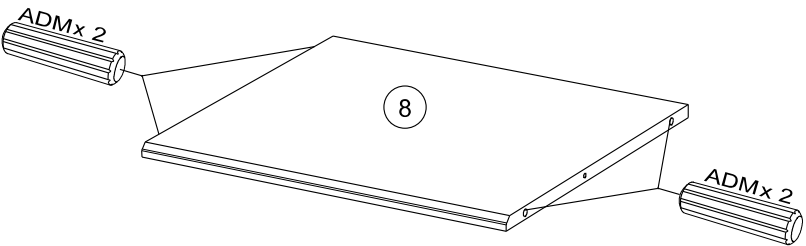
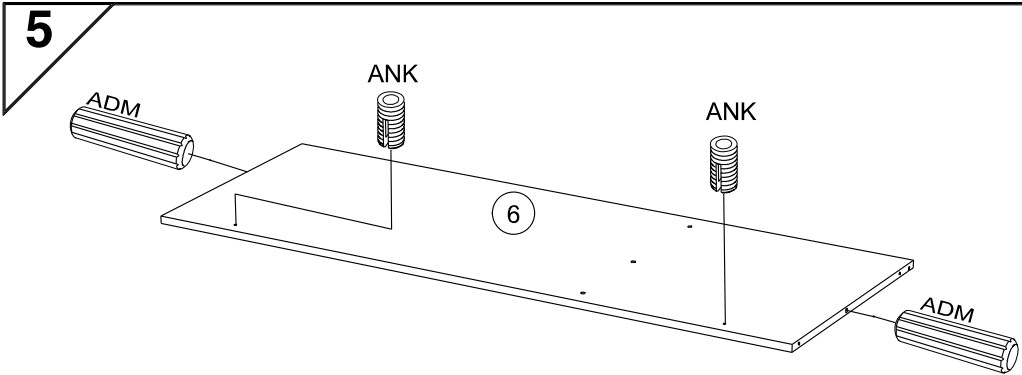
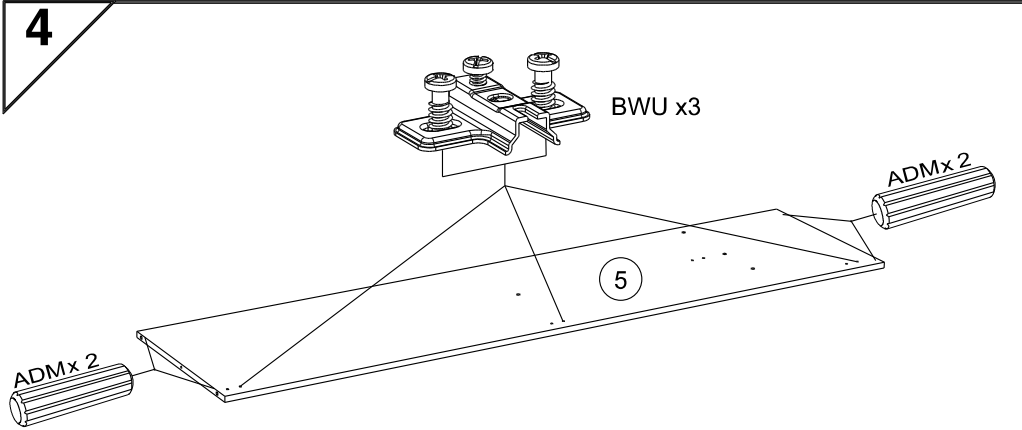
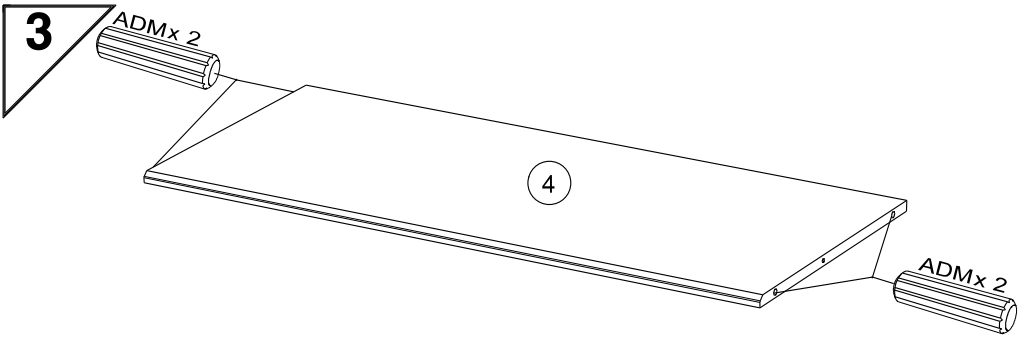
x2

1

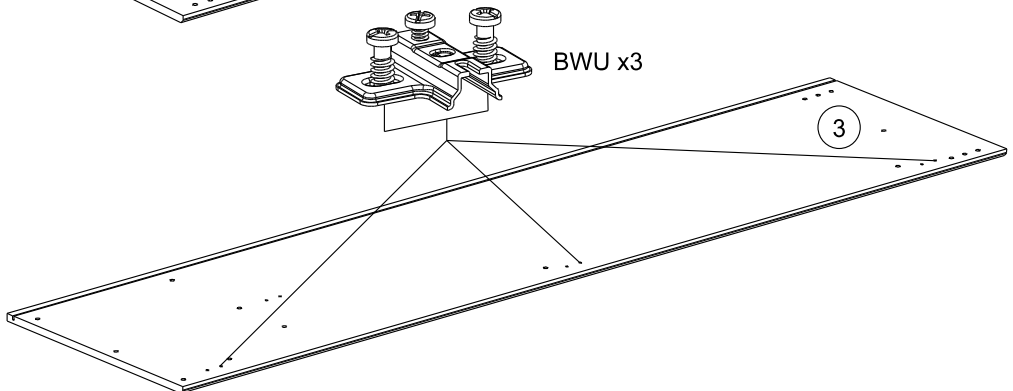
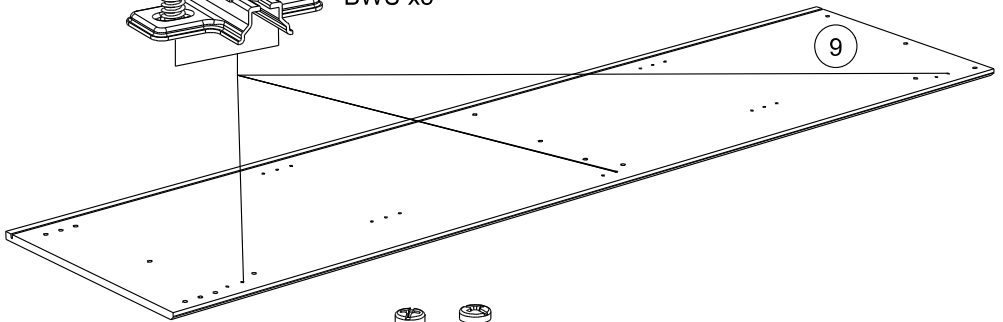
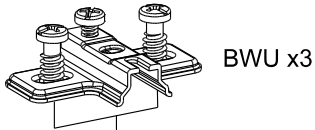
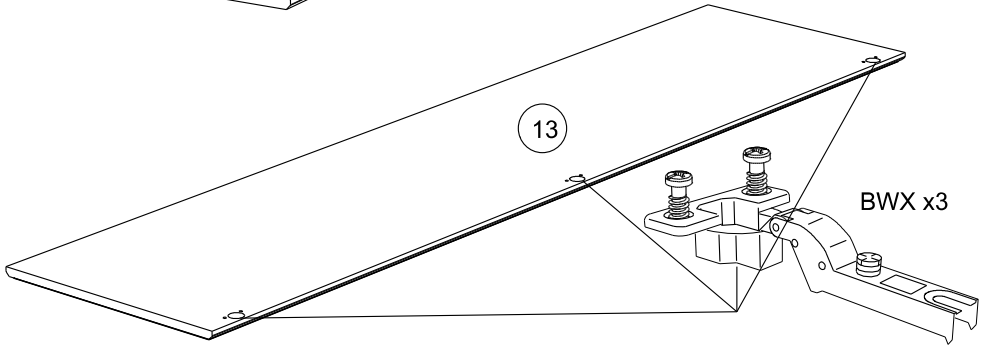
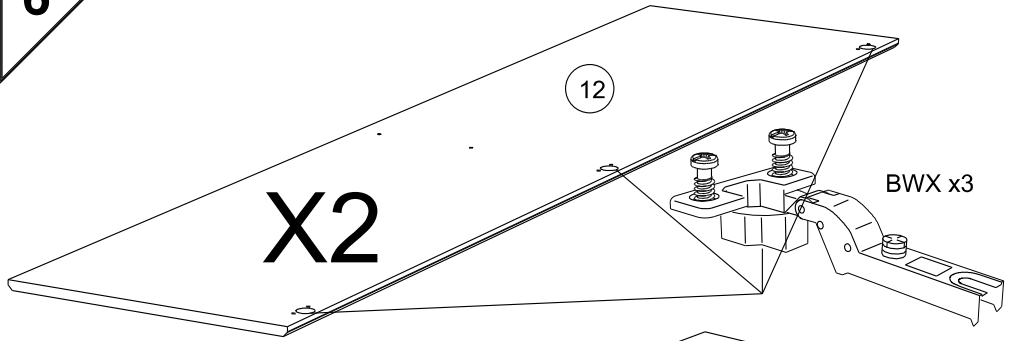


2



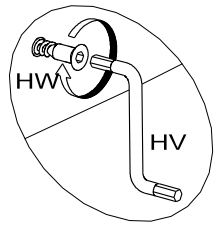
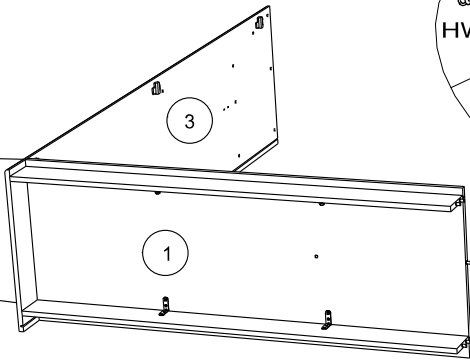


6



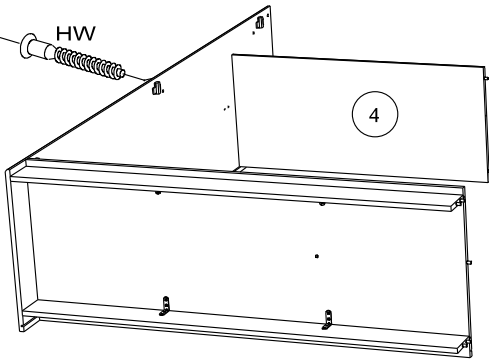
7

WAx2
HWx2

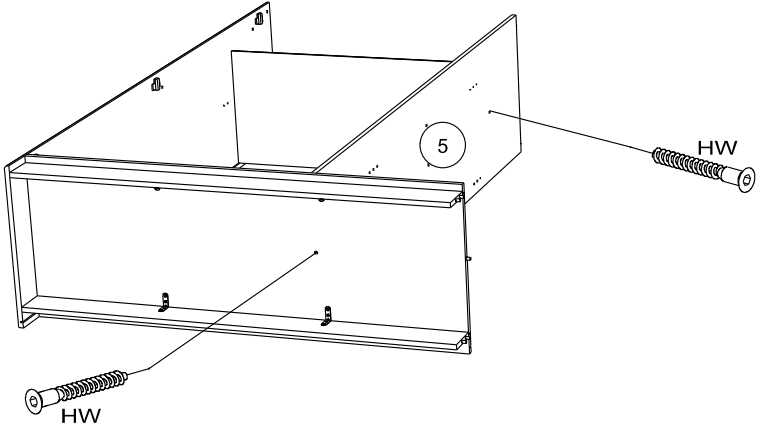


8

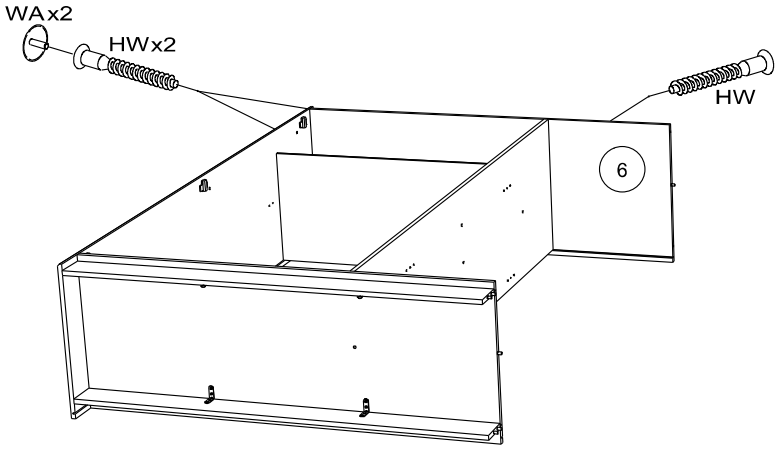
WA
HW



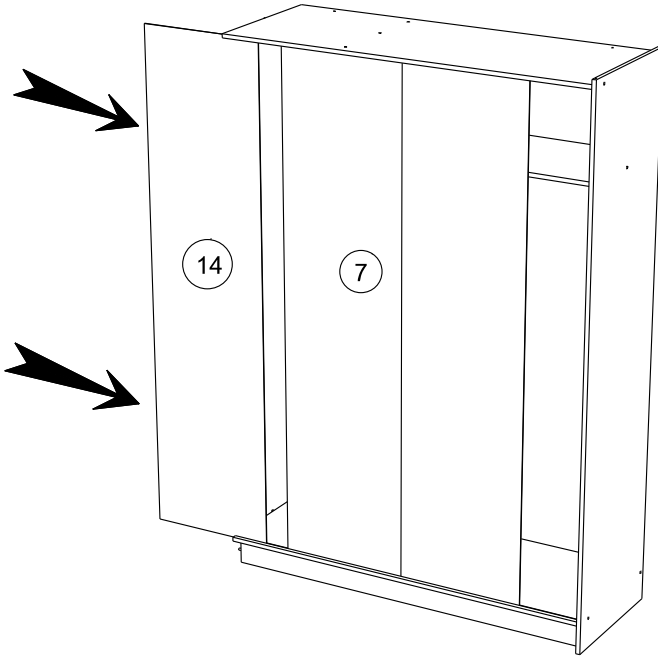
9



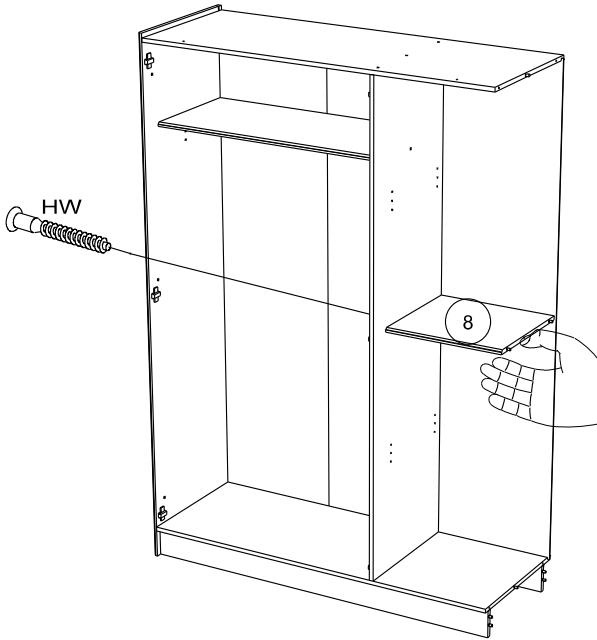
10



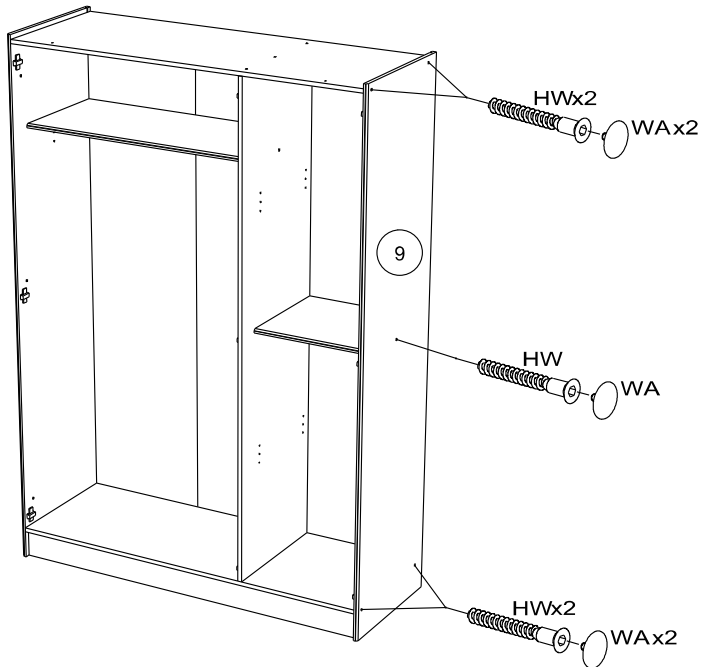
11



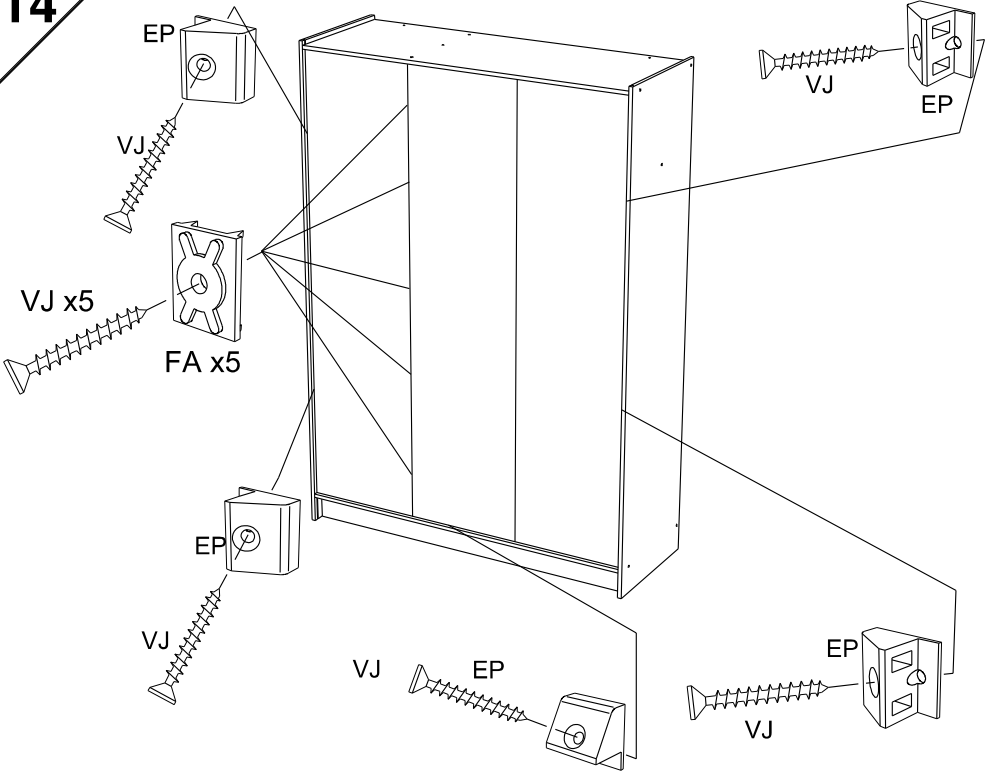
12



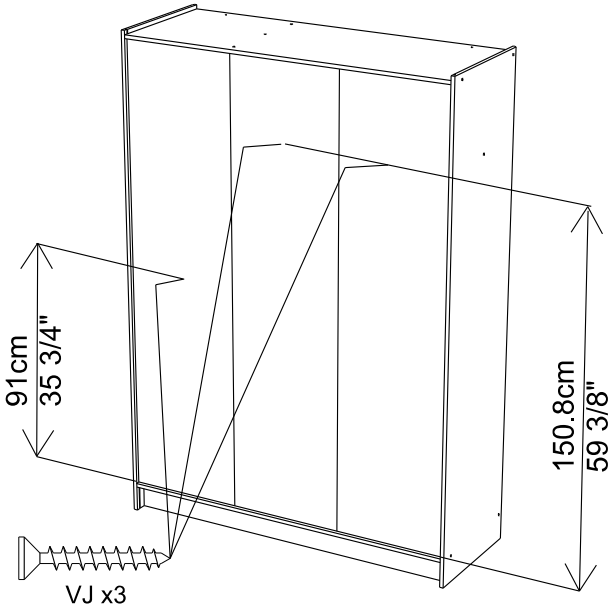
13




14

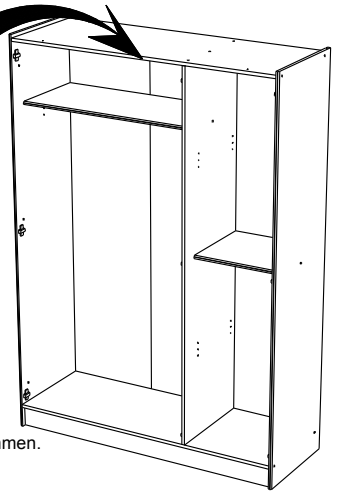



15





BLM



- FR** Pour votre sécurité : Fixation du meuble au mur
Attention, la fixation doit être réalisée par une personne compétente car cela nécessite des chevilles adaptées à la nature de votre mur.
- EN** For your safety: the unit should be secured to the wall.
NB this should be carried out by a competent person as you must use the right rawlplug for your type of wall.
- DE** Zu Ihrer Sicherheit: Befestigen Sie das Hochbett an der Wand.
Achtung: Diese Befestigung ist durch eine fachlich kompetente Person vorzunehmen.
Hierfür sind für die Bauweise Ihrer Wand geeignete Dübel einzusetzen.

- ES** Por su seguridad: Fijar el mueble a la pared.
Advertencia: la fijación la ha de llevar a cabo por personal adecuado, ya que requiere el uso de tacos que se adapten al tipo de pared.

- PT** Para sua segurança: fixação do móvel ao muro
Atenção: a fixação deverá ser efetuada por pessoa habilitada, visto que são necessárias cavilhas adaptadas ao tipo de parede.

- IT** Avvertenza di sicurezza: il fissaggio del mobile a parete deve essere realizzato da una persona competente, in quanto l'operazione richiede l'impiego di tasselli adatti alla natura del muro.

- NL** Voor uw veiligheid: bevestiging van het meubel aan de muur.
Opgelet de bevestiging moet worden uitgevoerd door een bekwame persoon daar dit voor uw type muur geschikte pluggen vereist.

- CZ** Z bezpečnostních důvodů: upevněte nábytek do zdi
Pozor, upevnění je třeba svěřit kompetentní osobě, neboť vyžaduje hmoždinky vhodné pro vaši zeď.

- HU** Az Ön biztonságára érdekében : a bútor falra rögzítése
Figyelmeztetés : a rögzítés csak megfelelő szakképesítéssel rendelkező személy által végezhető el, mert a rögzítéshez a falnak megfelelő csavarokra van szükség.

- PL** Dla bezpieczeństwa: mocowanie mebla do ściany
Uwaga, mocowanie musi zostać wykonane przez osobę kompetentną, ponieważ wymaga to zastosowania kołków dostosowanych do rodzaju ściany.


- RO** Pentru securitatea dumneavoastră: fixarea mobilierului de perete
Atenție, fixarea trebuie să fie realizată de o persoană calificată, deoarece sunt necesare dispozitive de fixare adaptate caracteristicilor peretelui dumneavoastră

- RU** Для вашей безопасности: Крепление мебели к стене
Внимание! Крепление должно производиться опытным специалистом, т.к. для такой установки потребуются штифты, соответствующие типу вашей стены.

- SK** Z bezpečnostných dôvodov: nábytok upevnite k stene.
Dbajte na to, aby upevnenie vykonala kompetentná osoba, pretože pri upevňovaní sa vyžadujú kolíky vhodné do materiálu, z ktorého je stena vyrobená.

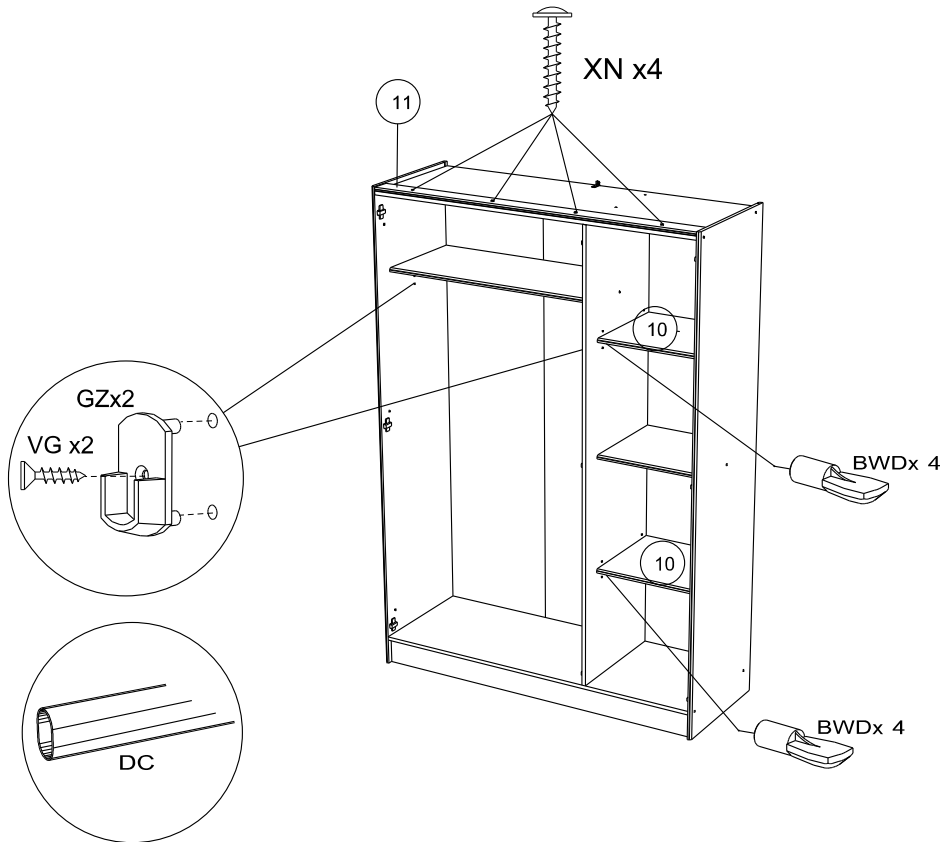
- TR** Güvenliğiniz için: Mobilyanın duvara sabitlenmesi
Dikkat, sabitleme işlemi uzman biri tarafından yapılmalıdır çünkü bu işlem için duvarınızın malzemesine uygun dübellerin kullanılması gerekmektedir

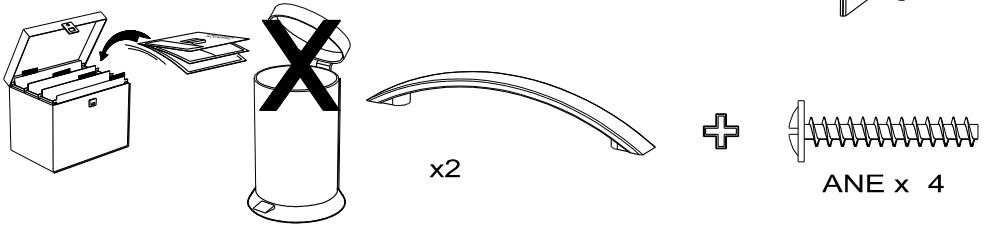
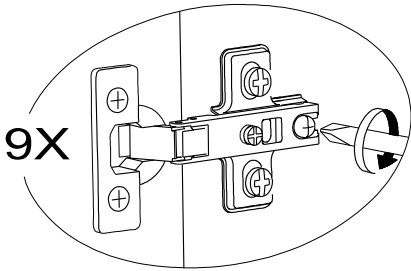
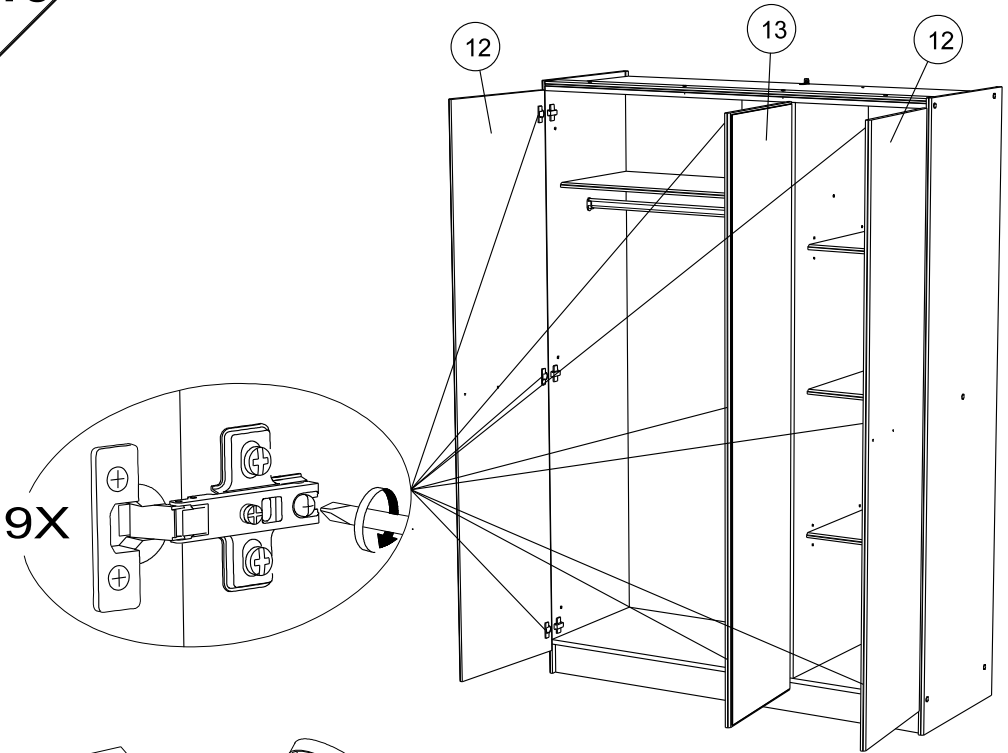
- GR** Για την ασφάλειά σας : στερέωση των επίπλων στον τοίχο.
Προσοχή, η στερέωση πρέπει να γίνεται από ικανό άτομο, καθώς απαιτούνται σφίγγες προσαρμοσμένες στη φύση του τοίχου σας.



اللغة العربية

لسلامتكم الشخصية: تثبيت قطعة الأثاث على الحائط
تحذير، يجب أن يقوم شخص متخصص بعملية التثبيت على الحائط إذ أنها تتطلب اسفيناً
معيناً يتوافق مع طبيعة الحائط نفسه.





Faites un geste pour l'environnement en triant vos déchets d'emballage
 Make a gesture for the environment by sorting out your waste of packaging
 Machen Sie eine Bewegung für die Umwelt, ihre Verpackungsabfälle sortierend
 Haga un gesto para el medio ambiente escogiendo sus residuos de embalaje

(F) REGLAGE (GB) ADJUSTING (E) AJUSTER (I) AGGIUSTAMENTO
 (D) ANPASSUNG (P) REGULACAO (NL) AFSTELLING

